

DESCRIPTION

L 2406 (/L 2406W) is a compact 3-way column loudspeaker with vertical controlled directivity providing natural hi-fidelity sound of both speech (to improve the intelligibility) and music.

It is the optimum choice for sound system having fixed loudspeakers, where the critical acoustical environment or architectural constraints require vertical acoustic dispersion control.

L 2406 is equipped with six 5" woofers and four 1" dome tweeters. Its design with central tweeters permits a coherent sound dispersion, minimizing lobes and keeping a compact size for a professional loudspeaker.

The crossover has a protection circuit for the 4 dome tweeters and is designed to avoid secondary lobe creation.

The 2 central woofers are controlled differently from the other 4, in order to get a column true cardioid polar pattern.

The wide horizontal coverage angle and the controlled vertical dispersion allow the correct sound reproduction in a wide space, in order to limit feedbacks and improve the sound directivity (important in halls having a long reverberation time).

The column loudspeaker has a VOICE / MUSIC selector, useful to optimise the frequency response according to its main use.

Mounting accessories are included. These have been studied to keep the column as close as possible to the wall and simplify its installation; tilt adjustment is easy.

L 2406 can be connected to either a 100 V (/ 70 V) constant voltage line (through a 60 W internal transformer) or an amplifier low impedance output (max. power: 200 W RMS).

The power setting is made through the rear panel selector.

The loudspeaker power is:

- 60-30-15-10 W (selectable), if connected to a 100 V constant voltage line (note: with a 70 V line, the power is halved: 30-15-7.5-5 W).
- max. 200 W on 8 ohm load.

INSTALLATION

The installation is very easy thanks to its (included) mounting accessories.

MAIN FEATURES

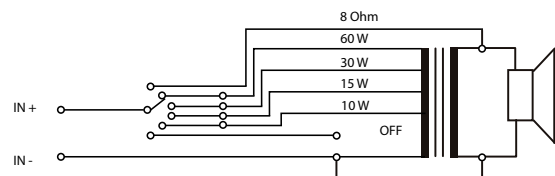
- 3 – Way Sound Column
- 6 x 5" Woofer, 4 x 1" Dome Tweete
- 150° wide horz. coverage angel
- 30° controlled vertical coverage angle
- 200W @ 8 Ohm
- 60W @ 100V
- 100Hz – 20kHz
- 120dB max. SPL
- LICC (Low Impedance Compensated Crossover)

MAIN APPLICATIONS

- Permanent Installations
- Speech reinforcement
- Transportation halls
- House of worships
- Critical environments
- Auditoriums
- Main Reinforcement in small spaces
- Zone Delay and Fill Systems

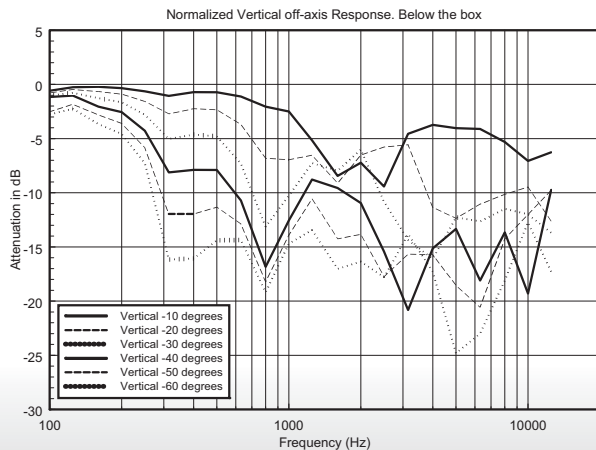
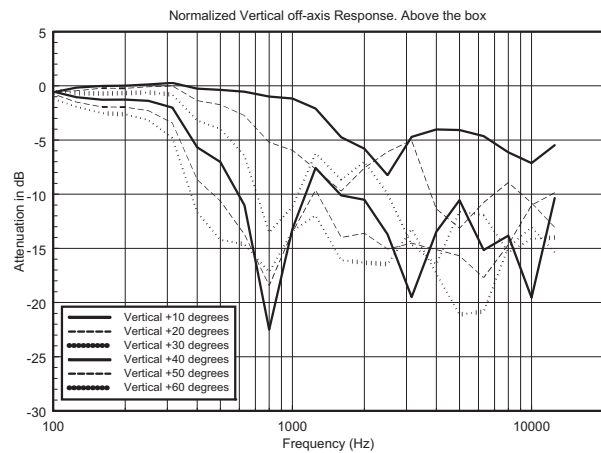
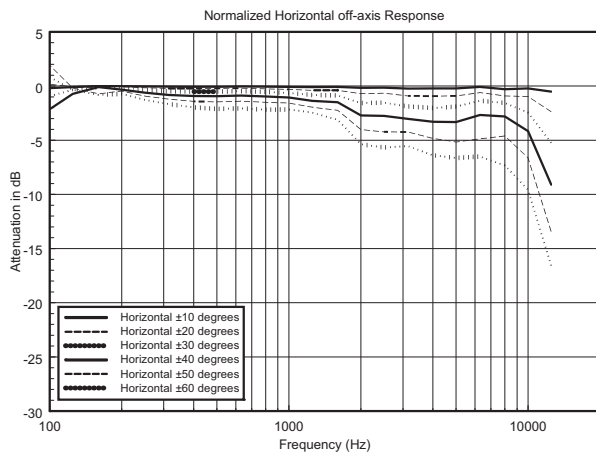
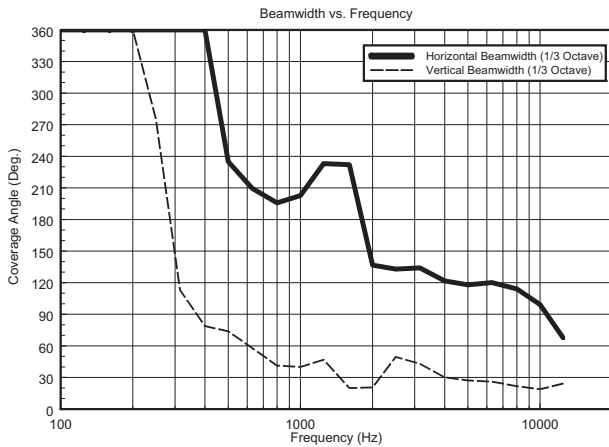
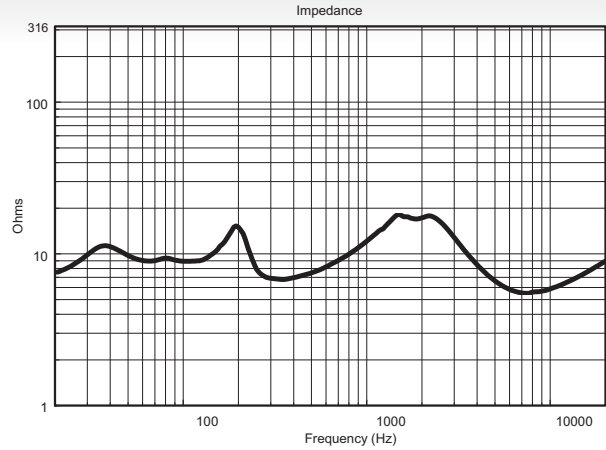
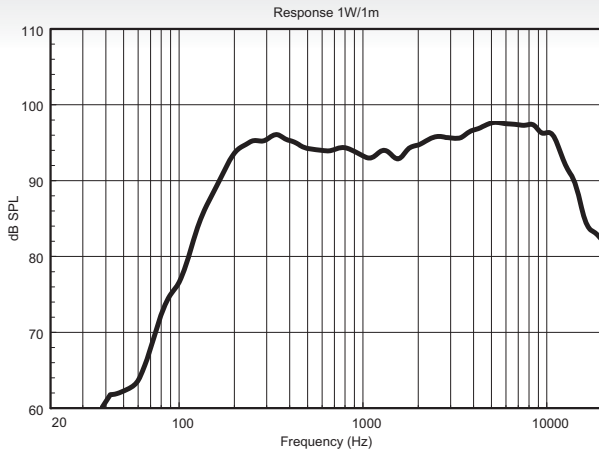
L 2406

3 - Way Column Array

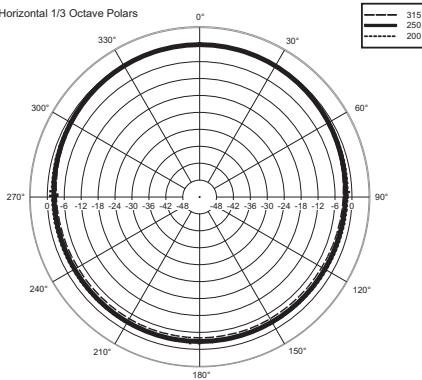


TECHNICAL DATA

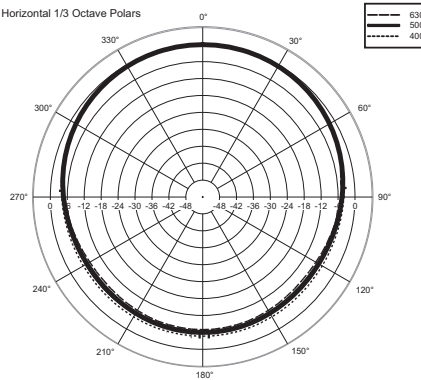
System	3 - Way Sound Column
Bass	4 x 5" (130mm)
Mid	2 x 5" (130mm)
High	4 x 1" (25mm) Dome Tweeter
Freq. Range (-10dB)	100Hz - 20kHz
Freq. Range (-3dB)	150Hz - 15kHz
Coverage Angel (HxV)	150° x 30°
System Sensivity (1W/1m)	94dB
Max. SPL (SPL @ 1m)	120dB
Impedance	8 Ohm
System Input Power RMS / Music / Peak	200 / 400 / 800 Watt
Power 100V	60 - 30 - 15 - 10 Watt
HF Protection	Dynamic
Crossover	2kHz
Enclosure	9mm birch plywood construction
Colour	white (L2406W) / black (L2406)
Rigging Inserts	4 x M5
Dimensionen (H x W x D)	135 x 826 x 139 mm
Weight	11 kg
	Wallmount Accessory



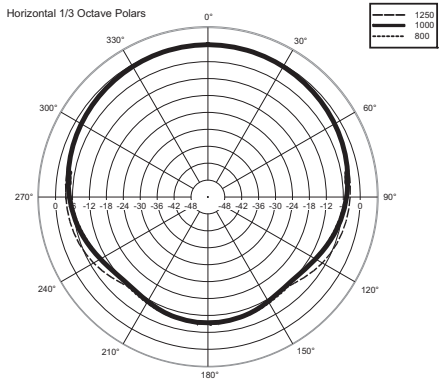
Horizontal 1/3 Octave Polars



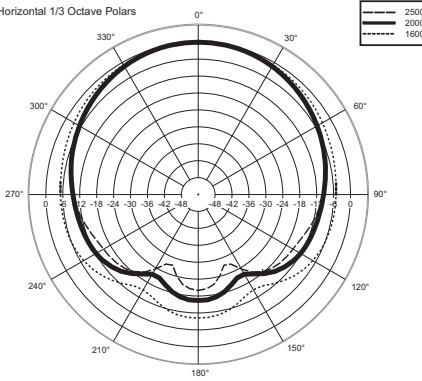
Horizontal 1/3 Octave Polars



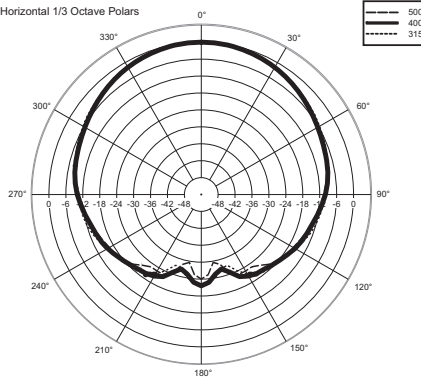
Horizontal 1/3 Octave Polars



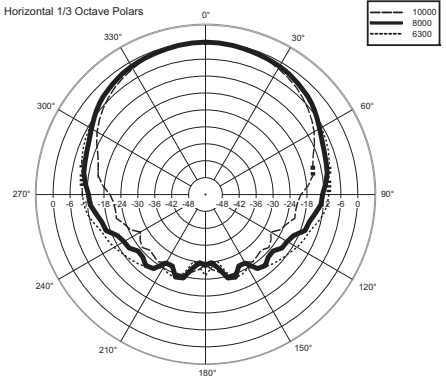
Horizontal 1/3 Octave Polars



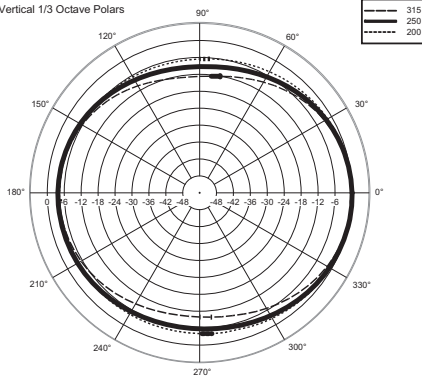
Horizontal 1/3 Octave Polars



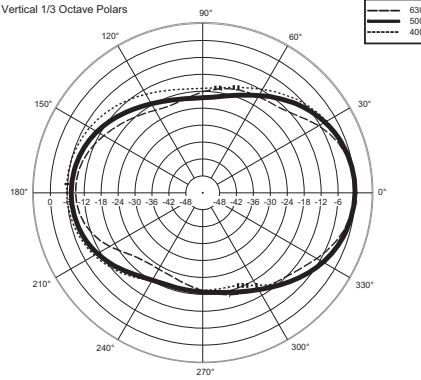
Horizontal 1/3 Octave Polars



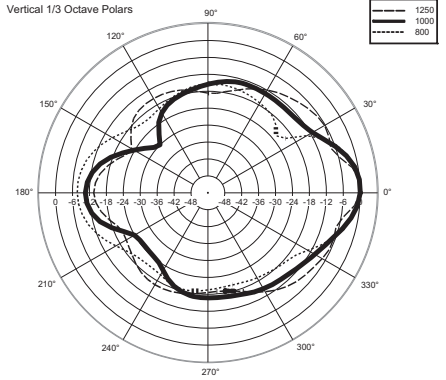
Vertical 1/3 Octave Polars



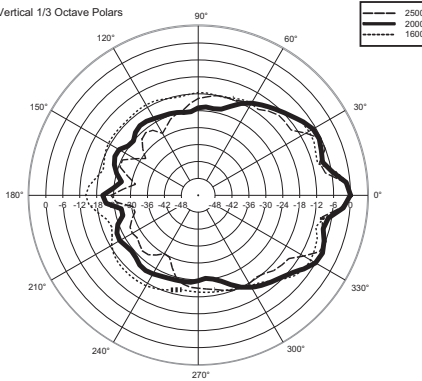
Vertical 1/3 Octave Polars



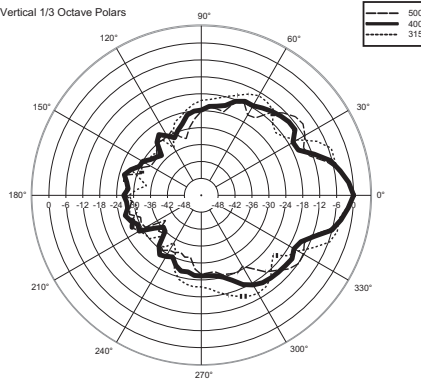
Vertical 1/3 Octave Polars



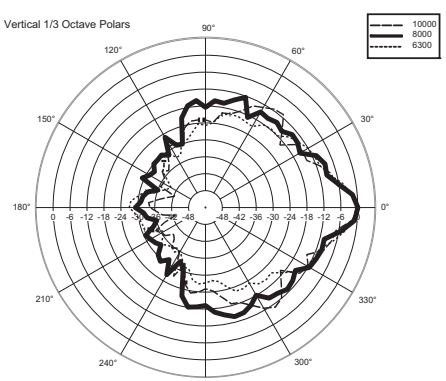
Vertical 1/3 Octave Polars



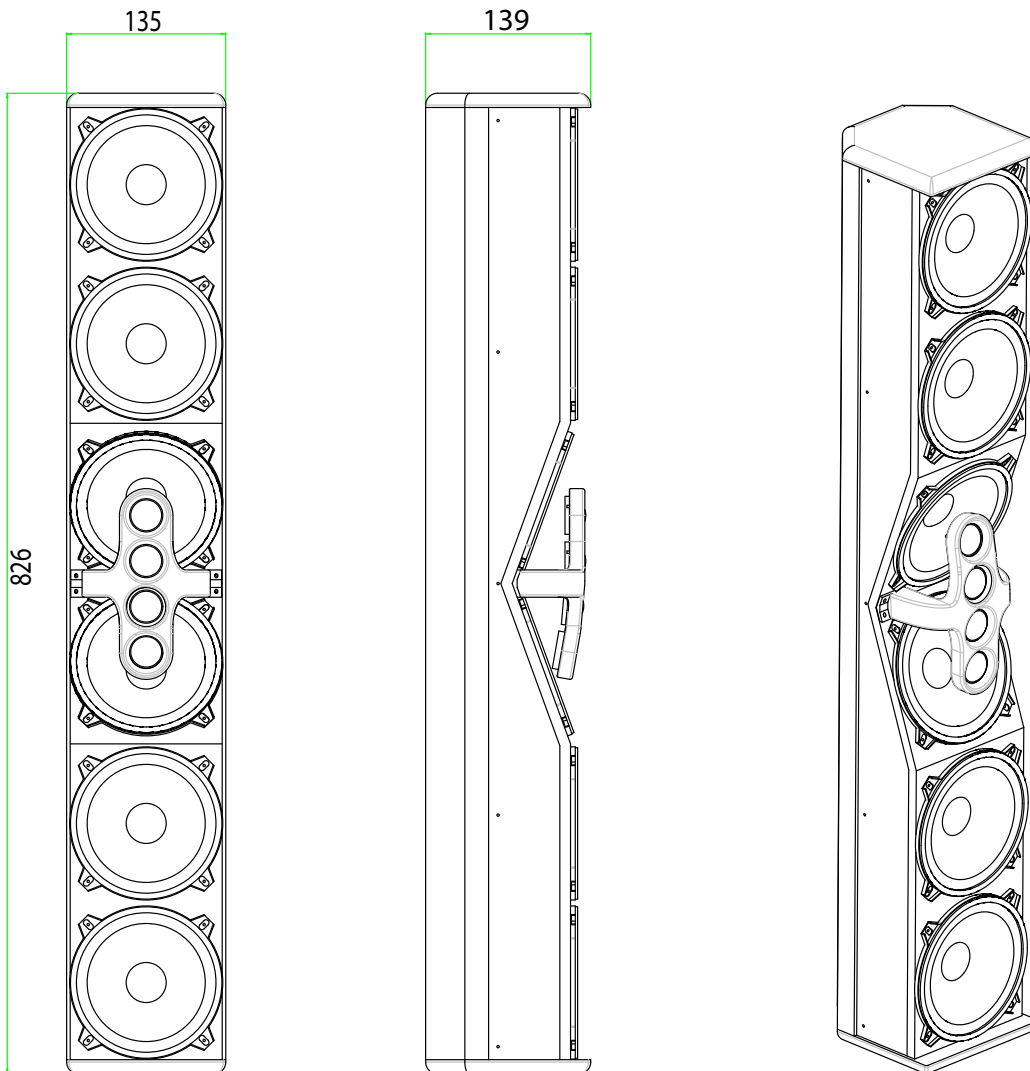
Vertical 1/3 Octave Polars



Vertical 1/3 Octave Polars



DIMENSION (in mm)



CSI PRODUCT SPECIFICATIONS FOR DESIGNERS, SPECIFIERS, AND CONSULTANTS (ALSO KNOWN AS "A&E SPECIFICATIONS")

The following are "Part 2 Products" CSI-type specifications. It is assumed that "Part 1 General – Administrative and Procedures" and "Part 3 Execution – Installation and Maintenance" are part of an overall audio system or project specification.

PART 2 PRODUCTS

2.01 Approved Manufacturer/Product

A. RCF, Via Raffaello 13, 42100 Mancasale, Reggio Emilia, Italy.- B. Model number: L2406

2.02 Design

Configuration Column speaker - LF Sub-section 6 x 5", 1" voice coil - HF Sub-section 4 x 1", 1" voice coil.

2.03 Acoustical Properties

Nominal dispersion angle: Horizontal: 150° - Vertical: 30° - Axial frequency range: 100 Hz-20 kHz - Axial sensitivity: 97 dB, 1W @ 1m - Power handling: Applicable power 200 W RMS - Musical power 400 W Peak power 800 W - Nominal impedance: 8 Ohm.

2.04 Physical Properties

Enclosure: Trapezoidal, 45° side angles 9 mm birch plywood construction - Rigging inserts: 4 X M5 inserts

- Colour: Black, white, scratch resistant paint - Grille: Custom perforated steel grille - Input Connectors:

Euroblock - Dimensions (H x W x D): 32.52" x 5.31" x 5.51" - 826 x 135 x 140 mm
Weight: 25.35 lb - 11.5 Kg.

HEADQUARTERS
RCF S.p.A. Italy
tel. +39 0522 274 411
e-mail: info@rcf.it

UK Sales Office
tel UK 0844 745 1234
e-mail: info@rcfaudio.co.uk

France Sales Office
tel. +33 6 07501800
e-mail: rcfrance@aol.com

Germany Sales Office
tel. +49 2203 925370
e-mail: germany@rcf.it

USA Sales Office
tel. +1 (603) 926-4604
e-mail: info@rcf-usa.com

www.rcfaudio.com